



July 11, 2018

To,

Listing Department
BSE Limited
Phiroze Jeejeebhoy Towers
Dalal Street - Mumbai- 400001

Listing Department
National Stock Exchange of India Ltd.,
Exchange Plaza, C-1, Block G,
Bandra Kurla Complex,
Bandra (E) Mumbai – 400 051

Scrip Code: 532349

Scrip Symbol: TCI

Sub: Submission of Shareholding Pattern for the 1st quarter ended 30th June, 2018

Dear Sir/Madam,


Pursuant to the provisions of Regulation 31 of the SEBI (Listing Obligations and Disclosure Requirements) Regulations, 2015, please find attached herewith Shareholding Pattern of the Company for the 1st quarter ended 30th June, 2018.

This is for your information, records and meeting the disclosure requirements as per Regulation 31 of the SEBI (Listing Obligations and Disclosure Requirements) Regulations, 2015.

Hope you shall find the same in order.

Thanking you,

Yours faithfully,
For **Transport Corporation of India Ltd**


Archana Pandey
Company Secretary & Compliance Officer
Encl.: As above



Transport Corporation of India Limited

Corporate Office : TCI House, 69, Institutional Area, Sector-32, Gurugram -122001, Haryana (India)

Ph. No.: +91 124-2381603, Fax.: +91 124-2381611 E-mail : corporate@tcil.com Web : www.tcil.com

Regd. Office:- Flat Nos. 306 & 307, I-8-271 to 273, Third Floor, Ashoka Bhoopal Chambers, S P Road, Secunderabad - 500 003 (Telangana)

Tel: +91 40 27840104 Fax: +91 40 27840163

CIN : L70109TG1995PLC019116



SHAREHOLDING PATTERN

For the 1st quarter ended 30th June, 2018

1.	Name of Listed Entity	Transport Corporation of India Limited	
2.	Scrip Code	BSE: 532349, NSE: TCI	
	Name of Scrip	Transport Corporation of India Limited	
	Class of Security	Equity Share	
3.	Share Holding Pattern Filed under	Reg.31(1)(b)	
	a. if under 31(1)(b) then indicate the report for quarter ending	30 th June, 2018	
	b. if under 31(1)(c) then indicate date of allotment/ extinguishment	NA	
4.	Declaration : The Listed entity is required to submit the following declaration to the extent of submission of information:		
	Particulars	YES	NO
	a. Whether the Listed Entity has issued any partly paid up shares	-	No
	b. Whether the Listed Entity has issued any Convertible Securities or Warrants?	-	No
	c. Whether the Listed Entity has any shares against which depository receipts are issued?	-	No
	d. Whether the Listed Entity has any shares in locked-in?	-	No
e. Whether any shares held by promoters are pledge or otherwise encumbered?	-	No	
5.	The tabular format for disclosure of holding of specified securities is as follows:	Table I, II, III & IV	



Transport Corporation of India Limited

Corporate Office : TCI House, 69, Institutional Area, Sector-32, Gurugram -122001, Haryana (India)

Ph. No.: +91 124-2381603, Fax.: +91 124-2381611 E-mail : corporate@tcil.com Web : www.tcil.com

Regd. Office:- Flat Nos. 306 & 307, I-8-271 to 273, Third Floor, Ashoka Bhoopal Chambers, S P Road, Secunderabad - 500 003 (Telangana)

Tel: +91 40 27840104 Fax: +91 40 27840163

CIN : L70109TG1995PLC019116

Table I - Summary Statement holding of specified securities

Category	Category of Shareholder	No of Shareholders	No of fully paid up equity shares held	No of Partly paid-up equity shares held	No of Shares Underlying Depository Receipts	Total No of Shares Held (VII) = (IV)+(V)+(VI)	Shareholding as a % of total no of shares (As a % of (A+B+C2))	Number of Voting Rights held in each class of securities			No of Shares Underlying Outstanding convertible securities (Including Warrants)	Shareholding as a % assuming full conversion of convertible Securities (as a percentage of diluted share capital)	Number of Locked in Shares		Number of Shares pledged or otherwise encumbered		Number of equity shares held in dematerialized form	
								No of Voting Rights	Total as a % of (A+B+C)				No.	As a % of total Shares held	No.	As a % of total Shares held		
								Class X	Class Y	Total								
(I)	(II)	(III)	(IV)	(V)	(VI)	(VII)	(VIII)	(IX)			(X)	(XI)	(XII)	(XIII)			(XIV)	
(A)	Promoter & Promoter Group	17	51,302,055	-	-	51,302,055	66.99	51,302,055	-	51,302,055	67	-	66.99	-	-	-	-	51,302,055
(B)	Public	30,516	25,275,395	-	-	25,275,395	33.01	25,275,395	-	25,275,395	33	-	33.01	-	-	NA	NA	21,539,210
(C)	Non Promoter-Non Public																	
(C1)	Shares underlying DRs	-	-	-	-	-	NA	-	-	-	-	-	NA	-	-	NA	NA	-
(C2)	Shares held by Employes Trusts	-	-	-	-	-	-	-	-	-	-	-	-	-	-	NA	NA	-
	Total:	30,533	76,577,450	-	-	76,577,450	100.00	76,577,450	-	76,577,450	100	-	100.00	-	-	-	-	72,841,265




Table II - Statement showing shareholding pattern of the Promoter and Promoter Group

Category	Category & Name of the Shareholder	PAN	No of Shareholders	No of fully paid up equity shares held	No of Partly paid-up equity shares held	No of Shares Underlying Depository Receipts	Total No of Shares Held (IV+V+VI)	Shareholding as a % of total no of shares (calculated as per SCRR, 1957 (VIII) As a % of (A+B+C2)	Number of Voting Rights held in each class of securities			No of Shares Underlying Outstanding convertible securities (Including Warrants)	Shareholding as a % assuming full conversion of convertible Securities (as a percentage of diluted share capital) (VII)+(X) As a % of (A+B+C2)	Number of Locked in Shares		Number of Shares pledged or otherwise encumbered		Number of equity shares held in dematerialized form	
									No of Voting Rights		Total as a % of (A+B+C)			No.	As a % of total Shares held	No.	As a % of total Shares held		
									Class X	Class Y									Total
	(I)	(II)	(III)	(IV)	(V)	(VI)	(VII)	(VIII)	(IX)			(X)	(XI)	(XII)		(XIII)	(XIV)		
(1)	Indian																		
(a)	Individuals/Hindu undivided Family		11	17170697	0	0	17170697	22.42	17170697	0	17170697	22.42	0	0.00	0	0.00	0	0.00	17170697
	DHARMPAL AGARWAL- TCI Trading	AAAF13713F	1	4974995	0	0	4974995	6.50	4974995	0	4974995	6.50	0	0.00	0	0.00	0	0.00	4974995
	DHARM PAL AGARWAL- HUF	AAAH3168G	1	2039756	0	0	2039756	2.66	2039756	0	2039756	2.66	0	0.00	0	0.00	0	0.00	2039756
	VINEET AGARWAL- HUF	AAEHV5133K	1	20765	0	0	20765	0.03	20765	0	20765	0.03	0	0.00	0	0.00	0	0.00	20765
	VINEET AGARWAL	AAEPA8985E	1	1982935	0	0	1982935	2.59	1982935	0	1982935	2.59	0	0.00	0	0.00	0	0.00	1982935
	DHARMPAL AGARWAL	AAEPA8986H	1	828628	0	0	828628	1.08	828628	0	828628	1.08	0	0.00	0	0.00	0	0.00	828628
	CHANDER AGARWAL	AAGPA0718H	1	2104262	0	0	2104262	2.75	2104262	0	2104262	2.75	0	0.00	0	0.00	0	0.00	2104262
	PRIYANKA AGARWAL	ADBP0629H	1	1945208	0	0	1945208	2.54	1945208	0	1945208	2.54	0	0.00	0	0.00	0	0.00	1945208
	URMILA AGARWAL	ADFFA8065M	1	1850591	0	0	1850591	2.42	1850591	0	1850591	2.42	0	0.00	0	0.00	0	0.00	1850591
	CHANDRIMA AGARWAL	AEWPR2525K	1	741057	0	0	741057	0.97	741057	0	741057	0.97	0	0.00	0	0.00	0	0.00	741057
	VIHAAN AGARWAL	ANTPA1425D	1	344332	0	0	344332	0.45	344332	0	344332	0.45	0	0.00	0	0.00	0	0.00	344332
	NAV AGARWAL	ANTPA9020G	1	338168	0	0	338168	0.44	338168	0	338168	0.44	0	0.00	0	0.00	0	0.00	338168
(b)	Central Government/State Government(s)		0	0	0	0	0	0.00	0	0	0	0.00	0	0.00	0	0.00	0	0.00	0
(c)	Financial Institutions/Banks		0	0	0	0	0	0.00	0	0	0	0.00	0	0.00	0	0.00	0	0.00	0
(d)	Any Other		6	34131358	0	0	34131358	44.57	34131358	0	34131358	44.57	0	0.00	0	0.00	0	0.00	34131358
	BHORUKA INTERNATIONAL (P) LIMITED	AAACB0383L	1	10588205	0	0	10588205	13.83	10588205	0	10588205	13.83	0	0.00	0	0.00	0	0.00	10588205
	TCI INDIA LIMITED	AAACT7968B	1	4045564	0	0	4045564	5.28	4045564	0	4045564	5.28	0	0.00	0	0.00	0	0.00	4045564
	TCI EXIM (P) LIMITED	AAACT8397A	1	313145	0	0	313145	0.41	313145	0	313145	0.41	0	0.00	0	0.00	0	0.00	313145
	XPS CARGO SERVICES LIMITED	AAACX0254C	1	972855	0	0	972855	1.27	972855	0	972855	1.27	0	0.00	0	0.00	0	0.00	972855
	BHORUKA FINANCE CORPORATION OF INDIA LTD	AABCB2877Q	1	15904679	0	0	15904679	20.77	15904679	0	15904679	20.77	0	0.00	0	0.00	0	0.00	15904679
	TCI GLOBAL LOGISTICS LTD	AABCT5751D	1	2306910	0	0	2306910	3.01	2306910	0	2306910	3.01	0	0.00	0	0.00	0	0.00	2306910
	Sub-Total (A)(1)		17	51302055	0	0	51302055	66.99	51302055	0	51302055	66.99	0	0.00	0	0.00	0	0.00	51302055
(2)	Foreign																		
(a)	Individuals (Non-Resident)		0	0	0	0	0	0.00	0	0	0	0.00	0	0.00	0	0.00	0	0.00	0
(b)	Individuals/Foreign Individuals		0	0	0	0	0	0.00	0	0	0	0.00	0	0.00	0	0.00	0	0.00	0
(c)	Government		0	0	0	0	0	0.00	0	0	0	0.00	0	0.00	0	0.00	0	0.00	0
(d)	Institutions		0	0	0	0	0	0.00	0	0	0	0.00	0	0.00	0	0.00	0	0.00	0
(e)	Foreign Portfolio Investor		0	0	0	0	0	0.00	0	0	0	0.00	0	0.00	0	0.00	0	0.00	0
(f)	Any Other		0	0	0	0	0	0.00	0	0	0	0.00	0	0.00	0	0.00	0	0.00	0
	Sub-Total (A)(2)		0	0	0	0	0	0.00	0	0	0	0.00	0	0.00	0	0.00	0	0.00	0
	Total Shareholding of Promoter and Promoter Group (A)=(A)(1)+(A)(2)		17	51302055	0	0	51302055	66.99	51302055	0	51302055	66.99	0	0.00	0	0.00	0	0.00	51302055



Table III - Statement showing shareholding pattern of the Public shareholder

Category	Category & Name of the Shareholder	PAN	No of Shareholders	No of fully paid up equity shares held	No of Partly paid-up equity shares held	No of Shares Underlying Depository Receipts	Total No of Shares Held (IV+V+VI)	Shareholding as a % of total no of shares (A+B+C2)	Number of Voting Rights held in each class of securities			No of Shares Underlying Outstanding convertible securities (Including Warrants)	Shareholding as a % assuming full conversion of convertible Securities (as a percentage of diluted share capital)	Number of Locked in Shares		Number of Shares pledged or otherwise encumbered		Number of equity shares held in dematerialized form	
									No of Voting Rights		Total as a % of (A+B+C)			No.	As a % of total Shares held	No.	As a % of total Shares held		
									Class X	Class Y	Total								
	(I)	(II)	(III)	(IV)	(V)	(VI)	(VII)	(VIII)	(IX)			(X)	(XI)	(XII)		(XIII)	(XIV)		
(1)	Institutions																		
(a)	Mutual Funds		5	5,989,010	-	-	5,989,010	7.82	5,989,010	-	5,989,010	7.82	-	7.82	-	-	NA	NA	5,989,010
	CANARA ROBECO MUTUAL FUND A/C																		
	CANARA ROBECO EMERGING EQUITIES	AAATC3901G	1	2,927,174	-	-	2,927,174	3.82	2,927,174	-	2,927,174	3.82	-	3.82	-	-	NA	NA	2,927,174
	IDFC EQUITY OPPORTUNITIES FUND - SERIES 4	AAETS9556K	1	2,551,811	-	-	2,551,811	3.33	2,551,811	-	2,551,811	3.33	-	3.33	-	-	NA	NA	2,551,811
(b)	Venture Capital Funds		-	-	-	-	-	-	-	-	-	-	-	-	-	-	NA	NA	-
(c)	Alternate Investment Funds		1	66,467	-	-	66,467	0.09	66,467	-	66,467	0.09	-	0.09	-	-	NA	NA	66,467
(d)	Foreign Venture Capital Investors		-	-	-	-	-	-	-	-	-	-	-	-	-	-	NA	NA	-
(e)	Foreign Portfolio Investors		32	1,804,861	-	-	1,804,861	2.36	1,804,861	-	1,804,861	2.36	-	2.36	-	-	NA	NA	1,804,861
(f)	Financial Institutions/Banks		7	46,343	-	-	46,343	0.06	46,343	-	46,343	0.06	-	0.06	-	-	NA	NA	27,083
(g)	Insurance Companies		-	-	-	-	-	-	-	-	-	-	-	-	-	-	NA	NA	-
(h)	Provident Funds/Pension Funds		-	-	-	-	-	-	-	-	-	-	-	-	-	-	NA	NA	-
(i)	Any Other																		
	FOREIGN INSTITUTIONAL INVESTORS		2	2,845	-	-	2,845	0.00	2,845	-	2,845	0.00	-	0.00	-	-	NA	NA	-
	OVERSEAS CORPORATE BODIES		1	2,030,965	-	-	2,030,965	2.65	2,030,965	-	2,030,965	2.65	-	2.65	-	-	NA	NA	-
	ARCEE HOLDINGS LIMITED OCB		1	2,030,965	-	-	2,030,965	2.65	2,030,965	-	2,030,965	2.65	-	2.65	-	-	NA	NA	-
	Sub Total (B)(1)		48	9,940,491	-	-	9,940,491	12.98	9,940,491	-	9,940,491	12.98	-	12.98	-	-	NA	NA	7,887,421
(2)	Central Government/State Government(s)/President of India		-	-	-	-	-	-	-	-	-	-	-	-	-	-	NA	NA	-
	Sub Total (B)(2)		-	-	-	-	-	-	-	-	-	-	-	-	-	-	NA	NA	-
(3)	Non-Institutions																		
(a)	i. Individual shareholders holding nominal share capital up to Rs.2 lakhs		28,504	9,594,974	-	-	9,594,974	12.53	9,594,974	-	9,594,974	12.53	-	12.53	-	-	NA	NA	8,147,479
	ii. Individual shareholders holding nominal share capital in excess of Rs. 2 Lakhs		7	1,924,294	-	-	1,924,294	2.51	1,924,294	-	1,924,294	2.51	-	2.51	-	-	NA	NA	1,924,294
	SANGEEETA NIRMAL BANG	AABHN8454Q	1	867,921	-	-	867,921	1.13	867,921	-	867,921	1.13	-	1.13	-	-	NA	NA	867,921
(b)	NBFCs Registered with RBI		6	133,421	-	-	133,421	0.17	133,421	-	133,421	0.17	-	0.17	-	-	NA	NA	133,421
(c)	Employee Trusts		-	-	-	-	-	-	-	-	-	-	-	-	-	-	NA	NA	-
(d)	Overseas Depositories (Holding DRs)(Balancing figure)		-	-	-	-	-	-	-	-	-	-	-	-	-	-	NA	NA	-
(e)	Any Other																		
	TRUSTS		1	2	-	-	2	0.00	2	-	2	0.00	-	0.00	-	-	NA	NA	2
	NON RESIDENT INDIANS		1,197	1,068,706	-	-	1,068,706	1.40	1,068,706	-	1,068,706	1.40	-	1.40	-	-	NA	NA	872,601
	CLEARING MEMBERS		50	36,813	-	-	36,813	0.05	36,813	-	36,813	0.05	-	0.05	-	-	NA	NA	36,813
	NON RESIDENT INDIAN NON REPATRIABLE		376	383,200	-	-	383,200	0.50	383,200	-	383,200	0.50	-	0.50	-	-	NA	NA	383,200
	BODIES CORPORATES		326	1,533,510	-	-	1,533,510	2.00	1,533,510	-	1,533,510	2.00	-	2.00	-	-	NA	NA	1,493,995
	I E P F		1	659,984	-	-	659,984	0.86	659,984	-	659,984	0.86	-	0.86	-	-	NA	NA	659,984
	Sub Total (B)(3)		30,468	15,334,904	-	-	15,334,904	20.03	15,334,904	-	15,334,904	20.03	-	20.03	-	-			13,651,789
	Total Public Shareholding (B) = (B)(1)+(B)(2)+(B)(3)		30,516	25,275,395	-	-	25,275,395	33.01	25,275,395	-	25,275,395	33.01	-	33.01	-	-			21,539,210




Table IV - Statement showing shareholding pattern of the Non Promoter - Non Public Shareholder

Category	Category & Name of the Shareholder	PAN	No of Shareholders	No of fully paid up equity shares held	No of Partly paid-up equity shares held	No of Shares Underlying Depository Receipts	Total No of Shares Held (IV+V+VI)	Shareholding as a % of total no of shares (A+B+C2)	Number of Voting Rights held in each class of securities			No of Shares Underlying Outstanding convertible securities (Including Warrants)	Shareholding as a % assuming full conversion of convertible Securities (as a percentage of diluted share capital)	Number of Locked in Shares		Number of Shares pledged or otherwise encumbered		Number of equity shares held in dematerialized form	
									No of Voting Rights		Total as a % of (A+B+C)			No.	As a % of total Shares held	No.	As a % of total Shares held		
									Class X	Class Y									Total
	(I)	(II)	(III)	(IV)	(V)	(VI)	(VII)	(VIII)	(IX)			(X)	(XI)	(XII)		(XIII)	(XIV)		
(1)	Custodian/DR Holder			0	0	0	0	0.00	0	0	0	0.00	0	0.00	0	0.00	NA	NA	0
(2)	Employee Benefit Trust (under SEBI(Share based Employee Benefit) Regulations 2014)			0	0	0	0	0.00	0	0	0	0.00	0	0.00	0	0.00	NA	NA	0
	Total Non-Promoter-Non Public Shareholding (C) = (C)(1)+(C)(2)			0	0	0	0	0.00	0	0	0	0.00	0	0.00	0	0.00			0

